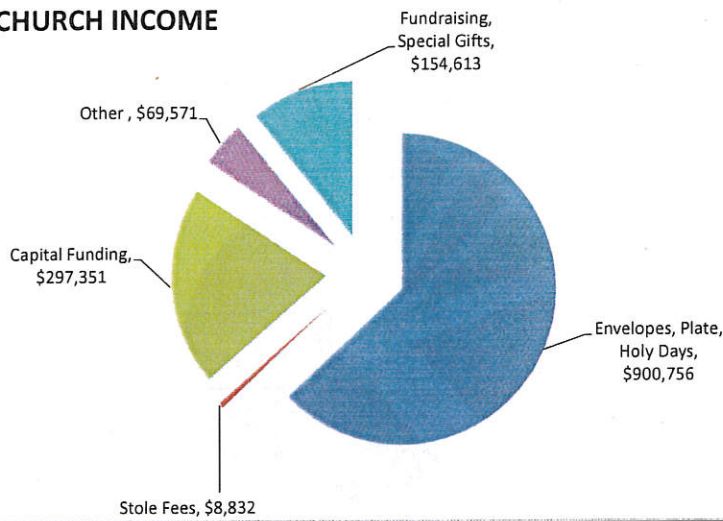
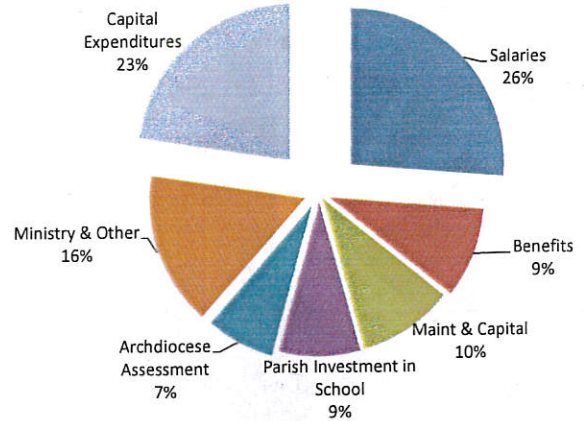


CHURCH INCOME




CHURCH EXPENSES



CHURCH INCOME STATEMENT

	FISCAL YEAR 2017			Prior Fiscal Year 2016
	ACTUAL	BUDGET	VARIANCE	ACTUAL
CHURCH INCOME				
Envelopes and Other Income	\$ 1,431,122	\$ 1,016,851	\$ 414,271	\$ 1,358,600
CHURCH EXPENSES				
Salaries	384,090	435,811	51,721	373,754
Benefits	137,362	146,863	9,501	112,874
Maintenance	146,441	151,797	5,356	152,077
Investment in School	125,000	125,000	-	150,000
Archdiocese Assessment	105,032	72,951	(32,081)	68,048
Ministry&Other	233,196	191,756	(41,440)	166,934
Capital Expenses	330,166	-	(330,166)	339,540
TOTAL EXPENSE	\$ 1,461,288	\$ 1,124,178	\$ (337,109)	\$ 1,363,227
NET CHURCH INCOME (EXPENSES)*	\$ (30,166)	\$ (107,327)	\$ 77,162	\$ (4,627)



*2017 deficit due largely to facility investment above donations received for capital improvements, and funded with savings

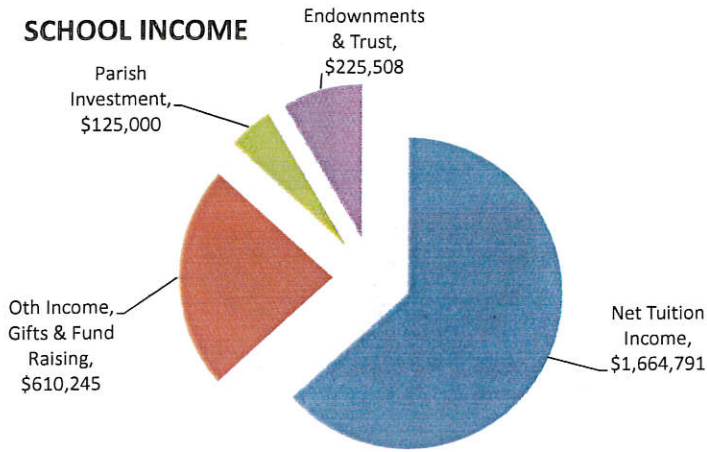
MINISTRY /PASTORAL INFORMATION

	FY 2017	FY 2016		FY 2017	FY 2016
Baptisms	14	39	Confirmations	58	41
First Reconciliations	46	38	Marriages	7	7
First Communion	46	38	Funerals	20	31

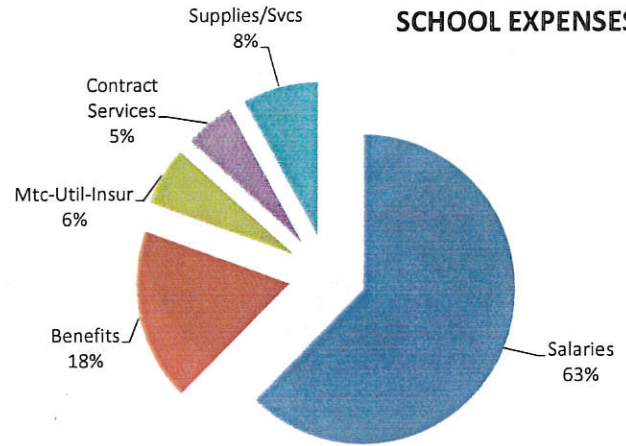
Church and School Fiscal Year 2017 Highlights

- Launched semi-annual Awakening Retreat
- Completed second year of our three year International Baccalaureate candidacy
- 80+ youth and young adults served on our mission trip in Pine Ridge
- Experienced increases in sacramental participation, including baptisms, confirmations, Sunday mass attendance
- Our community installed a new playground
- Installed rain gardens in front of the church

SCHOOL INCOME



SCHOOL EXPENSES



**SCHOOL INCOME STATEMENT
FISCAL YEAR 2017**

**Prior Fiscal
Year 2016**

	<u>ACTUAL</u>	<u>BUDGET</u>	<u>VARIANCE</u>	<u>ACTUAL</u>
SCHOOL INCOME				
Net Tuition Income	\$ 1,664,791	\$ 1,618,700	\$ 46,091	\$ 1,712,352
Oth Income, Gifts & Fund Raising	610,245	567,000	\$ 43,245	509,938
Investment from Parish	125,000	125,000	\$ -	150,000
Endowments & Trust	225,508	227,000	\$ (1,492)	191,892
SCHOOL INCOME	\$ 2,625,543	\$ 2,537,700	\$ 87,843	\$ 2,564,181
SCHOOL EXPENSES				
Salaries	1,638,645	1,600,426	(38,218)	1,661,720
Benefits	475,683	431,372	(44,311)	441,857
Mtc-Util-Insur	161,771	191,621	29,850	159,046
Contract Svcs	138,136	162,750	24,614	165,443
Supplies/Svcs	211,345	151,096	(60,249)	147,987
TOTAL EXPENDITURES	\$ 2,625,580	\$ 2,537,265	\$ (88,315)	\$ 2,576,053
NET SCHOOL (INCOME-EXPENSES)	\$ (37)	\$ 435	\$ (472)	\$ (11,872)



	<u>2017 - 2018</u>	<u>2016 - 2017</u>	<u>2015-2016</u>
School Enrollment	372	375	374

CAPITAL PROJECTS - \$330K Investment During FY 2017 - (Mostly Funded through Special Fund Raisers and/or Special Gifts)

CHURCH, PARISH CENTER, and GROUNDS

- Addition of a preschool room
- Upgrades to Visitation and Gabriel rooms
- Marian dining room upgrades
- LED lights for the wiffleball field

SCHOOL

- Auditorium and Gym improvements completed
- New playground installed
- Tuckpointing exterior east wall
- Upgraded two first grade rooms